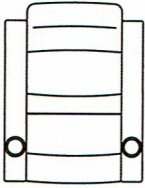



ALDA GROUP

*SCHEMATICS DISPLAYED AT 1/4" SCALE. H T - 9 0 6



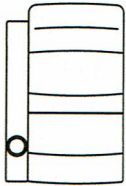
HT-906-MR Motorized Recliner
 H42 W35 D45½
 SH21 W24 D22
 AH25



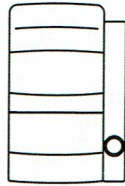
HT-906-A-MR Armless Motorized Recliner
 H42 W24 D45½
 SH21 W24 D22




As Shown (from right to left):
 HT-906-MR, HT-906-A-MR, HT-906-LAF-MR, HT-906-LAF-MR



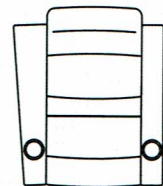
HT-906-LAF-MR Left Arm Facing Motorized Recliner
 H42 W29½ D45½
 SH21 W24 D22
 AH25



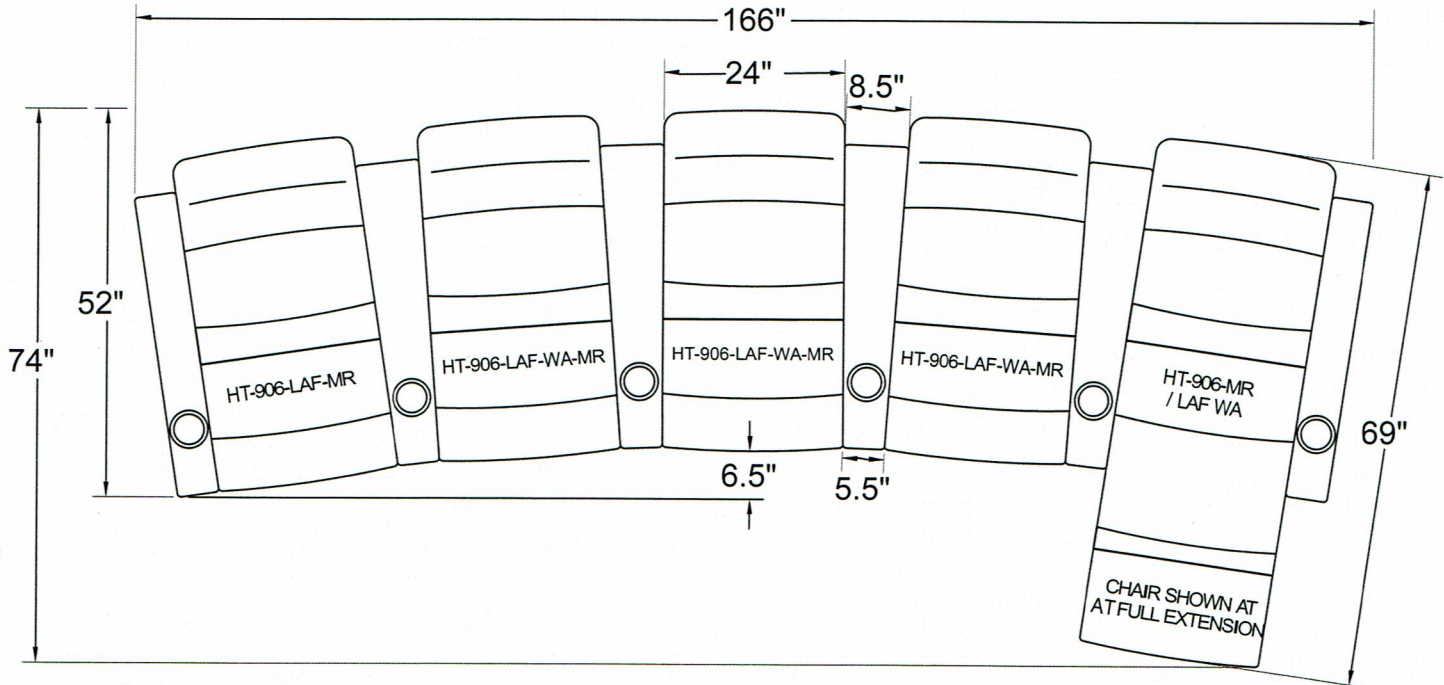
HT-906-RAF-MR Right Arm Facing Motorized Recliner
 H42 W29½ D45½
 SH21 W24 D22
 AH25



HT-906-LAF-WA-MR Motorized LAF Wedge Arm Recliner
 H42 W32½ D45½
 SH21 W24 D22
 AH25



HT-906-MR/LAF-WA Motorized Recliner w/ LAF-WA Wedge Arm
 H42 W38 D45½
 SH21 W24 D22
 AH25



*SAMPLE CONFIGURATION