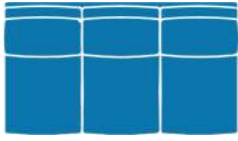
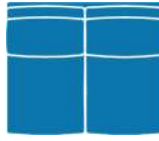


## ARMLESS



**ARMLESS SOFA**  
**73 - 72 - 3/3 - A**  
 OVERALL: H37 W72 D38  
 INSIDE: W72 D21  
 SEAT: H20½

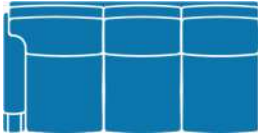


**ARMLESS LOVESEAT**  
**72 - 48 - 2/2 - A**  
 OVERALL: H37 W48 D38  
 INSIDE: W48 D21  
 SEAT: H20½




**ARMLESS CHAIR**  
**71 - 24 - A**  
 OVERALL: H37 W24 D38  
 INSIDE: W24 D24  
 SEAT: H20½

## ARM FACING



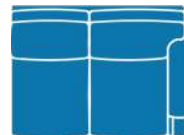
**LEFT ARM FACING SOFA**  
**73 - 72 - 3/3 - LAF**  
 OVERALL: H37 W79 D38  
 INSIDE: W72 D21  
 SEAT: H20½  
 ARM: H27



**RIGHT ARM FACING SOFA**  
**73 - 72 - 3/3 - RAF**  
 OVERALL: H37 W79 D38  
 INSIDE: W72 D21  
 SEAT: H20½  
 ARM: H27



**LEFT ARM FACING LOVESEAT**  
**72 - 48 - 2/2 - LAF**  
 OVERALL: H37 W55 D38  
 INSIDE: W48 D21  
 SEAT: H20½  
 ARM: H27



**RIGHT ARM FACING LOVESEAT**  
**72 - 48 - 2/2 - RAF**  
 OVERALL: H37 W55 D38  
 INSIDE: W48 D21  
 SEAT: H20½  
 ARM: H27



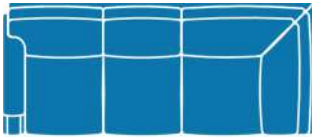
**LEFT ARM FACING CHAIR**  
**71 - 24 - LAF**  
 OVERALL: H37 W32½ D38  
 INSIDE: W24 D21  
 SEAT: 20½  
 ARM: H27



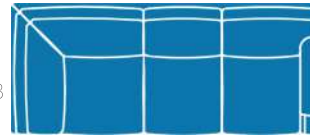
**RIGHT ARM FACING CHAIR**  
**71 - 24 - RAF**  
 OVERALL: H37 W32½ D38  
 INSIDE: W24 D21  
 SEAT: 20½  
 ARM: H27



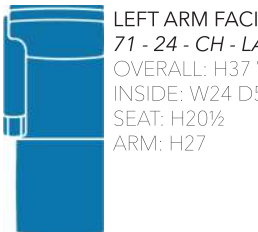
**CORNER CHAIR**  
**71 - C**  
 OVERALL: H37 W38 D38  
 INSIDE: W21 D21  
 SEAT: H20½



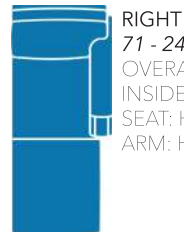
**LEFT ARM FACING CORNER SOFA**  
**74 - 70 - 3/3 - LAF**  
 OVERALL: H37 W91 D38  
 INSIDE: W72 D21  
 SEAT: H20½  
 ARM: H27



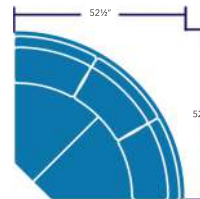
**RIGHT ARM FACING CORNER SOFA**  
**74 - 70 - 3/3 - RAF**  
 OVERALL: H37 W91 D38  
 INSIDE: W72 D21  
 SEAT: H20½  
 ARM: H27



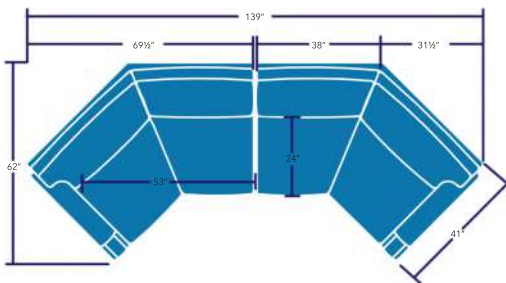
**LEFT ARM FACING CHAISE**  
**71 - 24 - CH - LAF**  
 OVERALL: H37 W31 D68  
 INSIDE: W24 D51  
 SEAT: H20½  
 ARM: H27



**RIGHT ARM FACING CHAISE**  
**71 - 24 - CH - RAF**  
 OVERALL: H37 W31 D68  
 INSIDE: W24 D51  
 SEAT: H20½  
 ARM: H27



**ROUND CHAIR**  
**71 - 3/1 - R**  
 OVERALL: H37 W73 D38  
 INSIDE: W48½ D27  
 SEAT: H20½



**LEFT/RIGHT ARM FACING WEDGE LOVESEAT**  
**72 - 2/2 - LW/RW**  
 OVERALL: H37 W68 D59  
 INSIDE: W53 D21  
 SEAT: H20½  
 ARM: H27