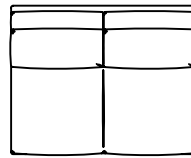
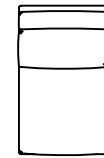


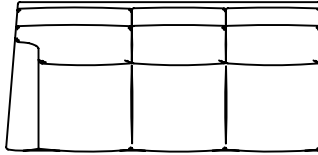
**28-72-3/3-A**  
**Armless Sofa**  
 Overall: H37 W72 D38  
 Inside: W72 D22  
 Seat: H20 1/2



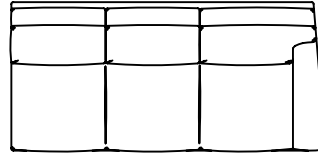
**27-48-2/2-A**  
**Armless Loveseat**  
 Overall: H37 W48 D38  
 Inside: W48 D22  
 Seat: H20 1/2



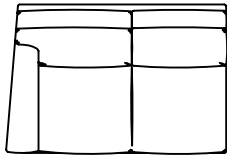
**26-24-A**  
**Armless Chair**  
 Overall: H37 W24 D38  
 Inside: W24 D22  
 Seat: H20 1/2



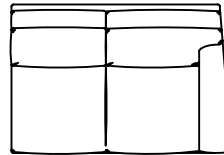
**28-72-3/3-LAF**  
**Left Arm Facing Sofa**  
 Overall: H37 W81 D38  
 Inside: W72 D22  
 Seat: H20 1/2  
 Arm: H25




**28-72-3/3-RAF**  
**Right Arm Facing Sofa**  
 Overall: H37 W81 D38  
 Inside: W72 D22  
 Seat: H20 1/2  
 Arm: H25



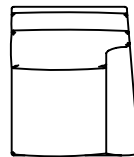
**27-48-2/2-LAF**  
**Left Arm Facing Loveseat**  
 Overall: H37 W57 D38  
 Inside: W48 D22  
 Seat: H20 1/2  
 Arm: H25



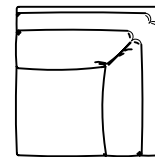
**27-48-2/2-RAF**  
**Right Arm Facing Loveseat**  
 Overall: H37 W57 D38  
 Inside: W48 D22  
 Seat: H20 1/2  
 Arm: H25



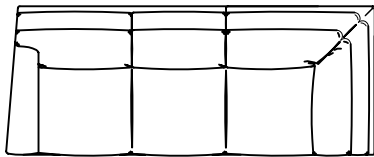
**26-24-LAF**  
**Left Arm Facing Chair**  
 Overall: H37 W33 D38  
 Inside: W24 D22  
 Seat: H20 1/2  
 Arm: H25



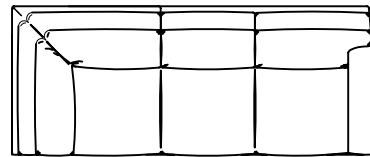
**26-24-RAF**  
**Right Arm Facing Chair**  
 Overall: H37 W33 D38  
 Inside: W24 D22  
 Seat: H20 1/2  
 Arm: H25



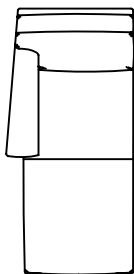
**26-C**  
**Corner Chair**  
 Overall: H37 W38 D38  
 Inside: W22 D22  
 Seat: H20 1/2



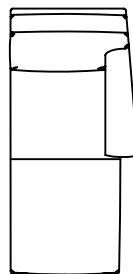
**29-70-3/3-LAF**  
**Left Arm Facing Corner Sofa**  
 Overall: H37 W95 D38  
 Inside: W70 D22  
 Seat: H20 1/2  
 Arm: H25



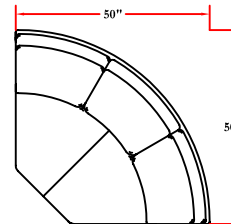
**29-70-3/3-RAF**  
**Right Arm Facing Corner Sofa**  
 Overall: H37 W95 D38  
 Inside: W70 D22  
 Seat: H20 1/2  
 Arm: H25



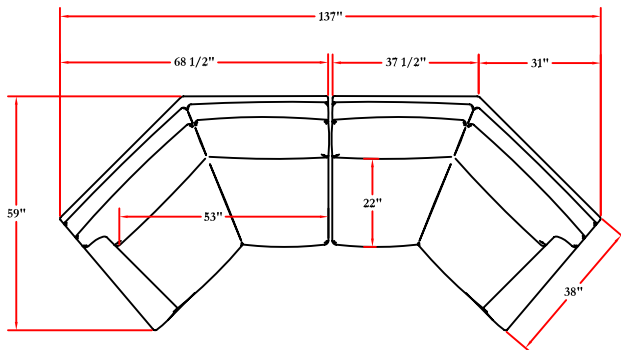
**26-24-CH-LAF**  
**Left Arm Facing Chaise**  
 Overall: H37 W33 D68  
 Inside: W24 D52  
 Seat: H20 1/2  
 Arm: H25



**26-24-CH-RAF**  
**Right Arm Facing Chaise**  
 Overall: H37 W33 D68  
 Inside: W24 D52  
 Seat: H20 1/2  
 Arm: H25



**26-3/1-R**  
**Round Chair**  
 Overall: H37 W70 D38  
 Inside: W47 D24  
 Seat: H20 1/2



**27-2/2-LW/RW**  
**Left/Right Arm Facing Wedge Loveseat**  
 Overall: H37 W68 1/2 D59  
 Inside: W53 D22  
 Seat: H20 1/2  
 Arm: H25

**Kramer Sectional**